

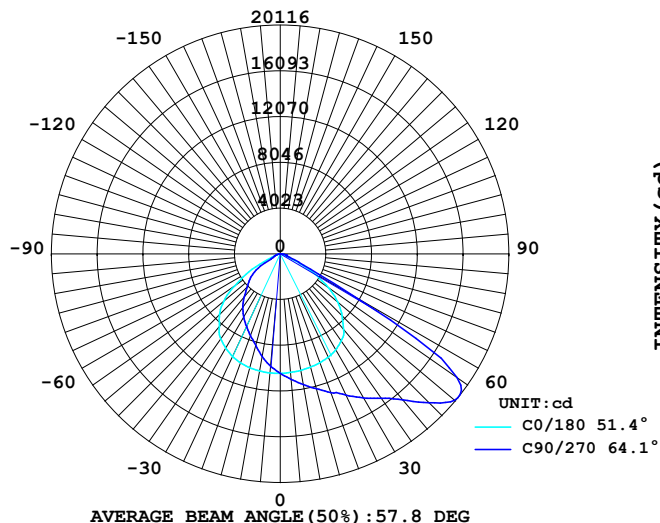
LUMINAIRE PHOTOMETRIC TEST REPORT

Report number:

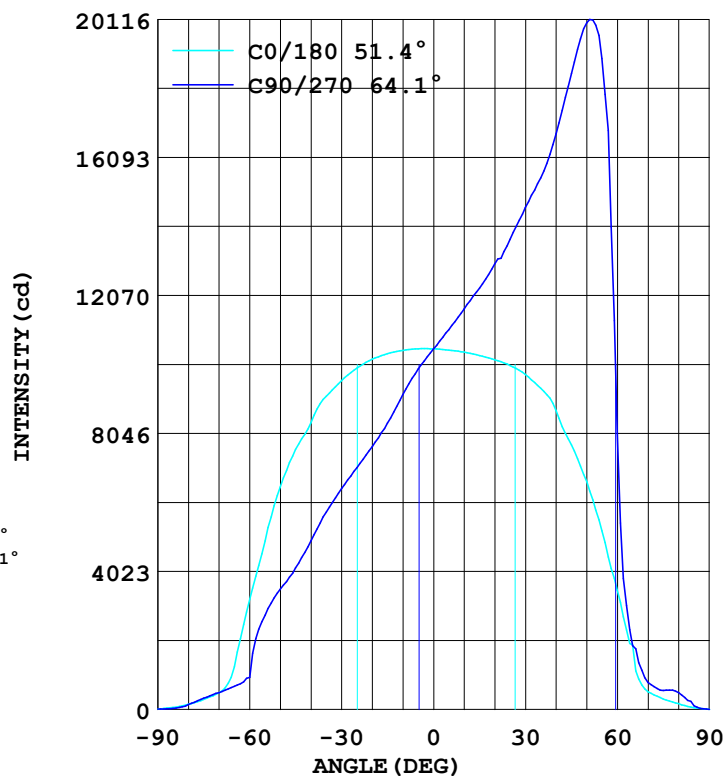
MANUFACTURER: ILUMEN GMBH	Address:	
NAME: Klose	TYPE: IL-FL19-N24040-P60	WEIGHT:
SPECIFICATION: 2835LED、4000K、P60deg	DIMENSION:	SERIAL No.:

DATA OF LAMP		Imax(cd)	20695	S/MH (C0/180)	1.35
MODEL		EFFICIENCY (%)	100.0	S/MH (C90/270)	0.93
NOMINAL POWER(W)	240	TOTAL FLUX(lm)	32342	Voltage(V)	230.3
RATED VOLTAGE (V)	230	EFFICIENCY (lm/W)	134.8	Current(A)	1.055
NOMINAL FLUX(lm)	32342.5	η up (%)	0.0	Power(W)	239.8
LAMPS QUANTITY	1	η down (%)	100.0	Power Factor (PF)	0.987
TEST VOLTAGE (V)	230.4	Effective Flux(lm)	32342.5	EEI	0.111

LUMINOUS INTENSITY DISTRIBUTION



LUMINOUS INTENSITY DISTRIBUTION



Test System:
 Temperature: 25.3 DEG
 Operators:
 Test Date: 2024.11.21

Test Set: 5.0deg/s C-Gamma (TYPE C)
 Humidity: 65.0%
 Test Distance: 10.000 m
 Remarks:

Color Temperature Data List

Report number:

MANUFACTURER: ILUMEN GMBH	Address:	
NAME: Klose	TYPE: IL-FL19-N24040-P60	WEIGHT:
SPECIFICATION: 2835LED、4000K、P60deg	DIMENSION:	SERIAL No.:

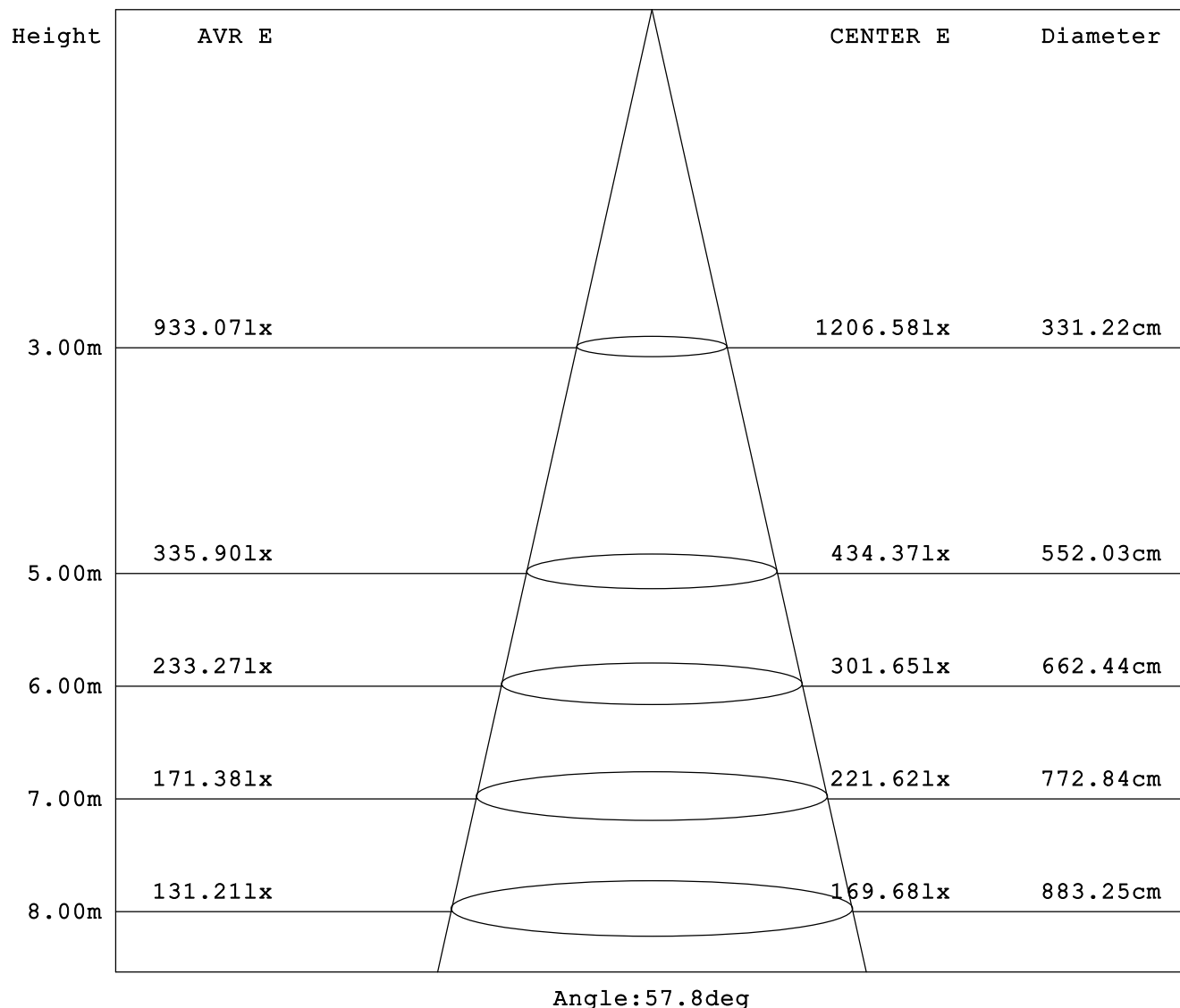
Test System:
Temperature: 25.3DEG
Operators:
Test Date: 2024.11.21

Test Set: 5.0deg/s C-Gamma (TYPE C)
Humidity: 65.0%
Test Distance: 10.000 m
Remarks:

AVERAGE AND CENTER E Figure

Report number:

MANUFACTURER: ILUMEN GMBH	Address:	
NAME: Klose	TYPE: IL-FL19-N24040-P60	WEIGHT:
SPECIFICATION: 2835LED、4000K、P60deg	DIMENSION:	SERIAL No.:



Test System:
Temperature: 25.3DEG
Operators:
Test Date: 2024.11.21

Test Set: 5.0deg/s C-Gamma (TYPE C)
Humidity: 65.0%
Test Distance: 10.000 m
Remarks:

ZONAL FLUX DIAGRAM

Report number:

MANUFACTURER: ILUMEN GMBH	Address:	
NAME: Klose	TYPE: IL-FL19-N24040-P60	WEIGHT:
SPECIFICATION: 2835LED、4000K、P60deg	DIMENSION:	SERIAL No.:

γ	C0	C45	C90	C135	C180	C225	C270	C315	γ	Zone	total
5.0	1051	1010	992.0	1007	1048	1089	1107	1091	0- 5	251.0	251.0
10.0	1047	958.3	917.1	954.5	1041	1128	1168	1132	5- 10	748.6	999.7
15.0	1037	895.7	834.9	893.0	1032	1172	1229	1178	10- 15	1232	2232
20.0	1021	826.2	766.3	824.5	1019	1218	1298	1225	15- 20	1696	3927
25.0	994.8	758.4	704.6	757.7	1003	1271	1371	1277	20- 25	2143	6070
30.0	958.9	693.9	643.9	694.1	976.0	1327	1463	1336	25- 30	2570	8640
35.0	912.6	619.9	574.9	622.2	936.5	1382	1549	1395	30- 35	2963	11603
40.0	835.4	532.2	491.2	532.3	870.7	1429	1678	1451	35- 40	3298	14901
45.0	758.2	436.1	412.4	432.8	770.9	1449	1853	1479	40- 45	3553	18455
50.0	648.1	322.5	350.6	313.2	663.4	1404	2002	1452	45- 50	3739	22193
55.0	490.9	207.0	274.9	200.0	521.2	1227	1897	1281	50- 55	3742	25935
60.0	321.6	114.1	93.44	106.3	347.1	1019	805.1	1081	55- 60	3213	29148
65.0	124.9	65.02	67.36	62.11	188.0	684.2	186.2	765.5	60- 65	1932	31080
70.0	48.68	44.51	49.41	42.70	51.86	151.1	78.95	167.5	65- 70	788.0	31868
75.0	29.45	25.25	33.11	23.66	30.57	42.56	55.96	42.51	70- 75	254.4	32122
80.0	15.00	11.10	14.15	10.42	17.22	21.79	49.34	21.40	75- 80	139.3	32262
85.0	5.661	3.671	3.362	3.328	5.514	8.343	10.89	8.381	80- 85	63.61	32325
90.0	1.034	1.065	1.426	1.099	0.783	1.245	0.677	1.623	85- 90	17.19	32342
95.0									90- 95		
100.0									95-100		
105.0									100-105		
110.0									105-110		
115.0									110-115		
120.0									115-120		
125.0									120-125		
130.0									125-130		
135.0									130-135		
140.0									135-140		
145.0									140-145		
150.0									145-150		
155.0									150-155		
160.0									155-160		
165.0									160-165		
170.0									165-170		
175.0									170-175		
180.0									175-180		
DEG	LUMINOUS INTENSITY:×10cd									UNIT:lm	

Test System:
Temperature:25.3DEG
Operators:
Test Date:2024.11.21

Test Set: 5.0deg/s C-Gamma (TYPE C)
Humidity:65.0%
Test Distance:10.000 m
Remarks:

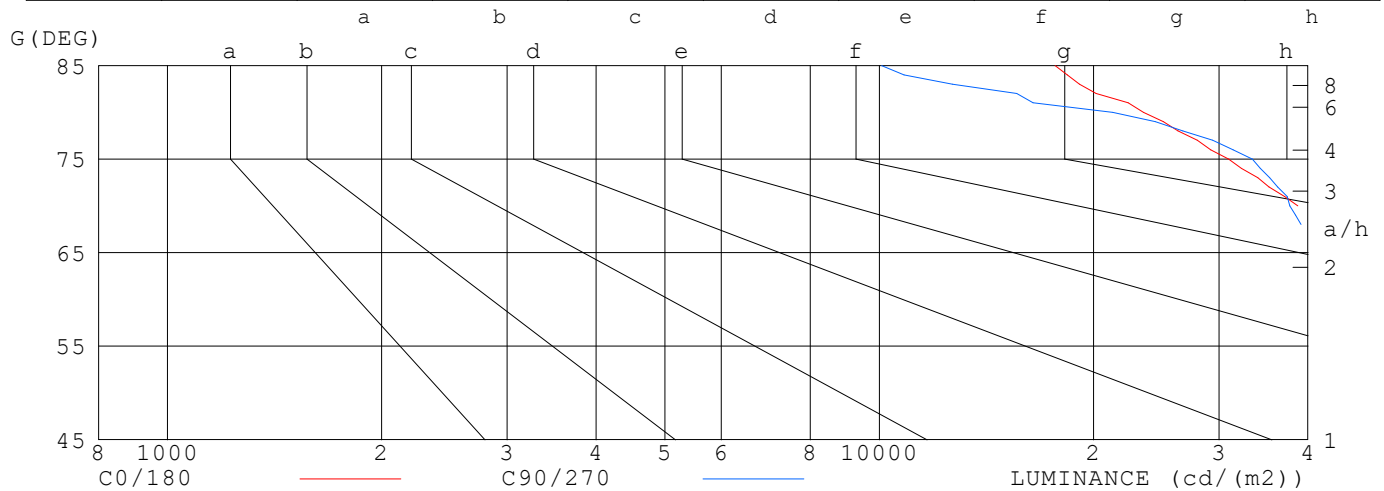
LUMINANCE LIMITATION CURVES

Report number:

MANUFACTURER: ILUMEN GMBH	Address:	
NAME: Klose	TYPE: IL-FL19-N24040-P60	WEIGHT:
SPECIFICATION: 2835LED、4000K、P60deg	DIMENSION:	SERIAL No.:

LUMINANCE LIMITATION CURVES

GLARE	CLASS	ILLUMINANCE (lx)							
1.15	A	2000	1000	500	<=300				
1.50	B		2000	1000	500	<=300			
1.85	C			2000	1000	500	<=300		
2.20	D				2000	1000	500	<=300	
2.55	E					2000	1000	500	<=300



LUMINANCE cd/(m2)		
G (DEG)	C0/180	C90/270
85	17663	10074
80	23498	21287
75	30944	33411
70	38703	37725
65	80420	41620
60	174931	48802
55	232731	125192
50	274167	142435
45	291590	152322

Test System:
 Temperature: 25.3 DEG
 Operators:
 Test Date: 2024.11.21

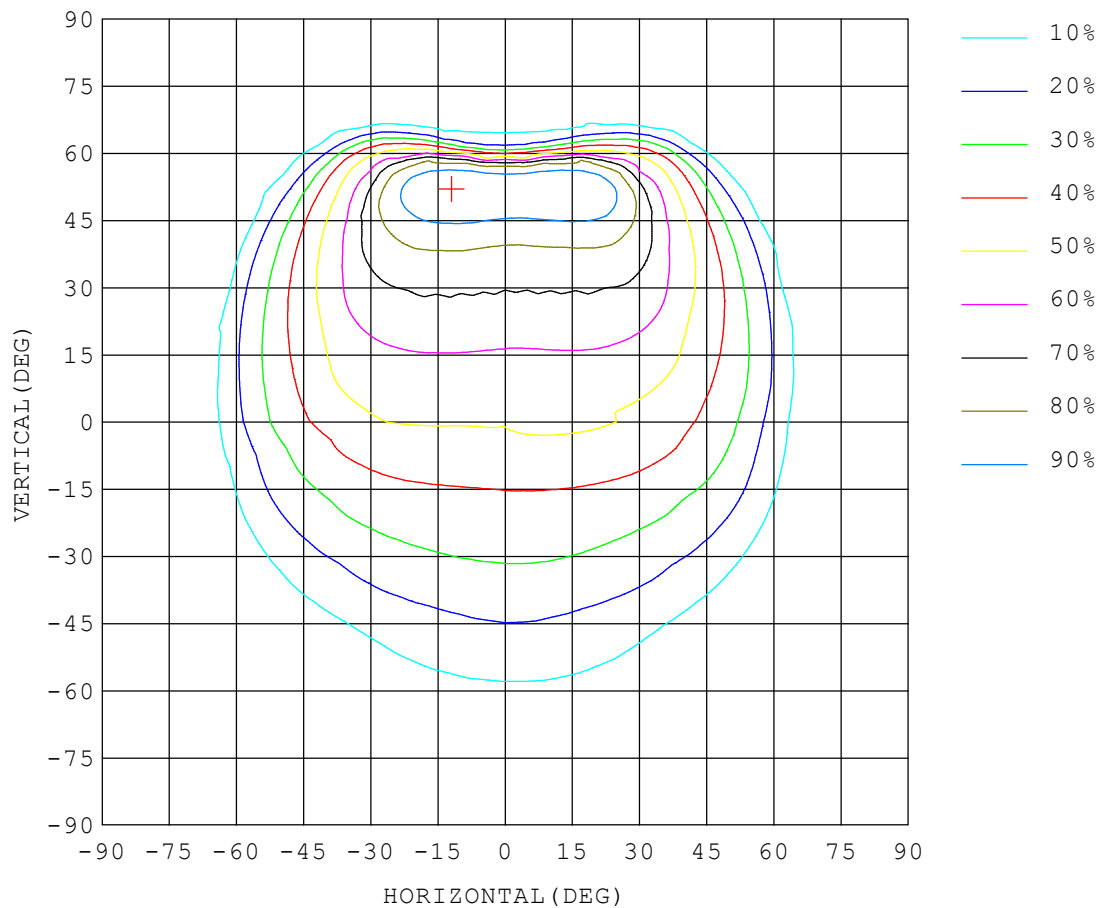
Test Set: 5.0 deg/s C-Gamma (TYPE C)
 Humidity: 65.0%
 Test Distance: 10.000 m
 Remarks:

ISOCANDELA DIAGRAM

Report number:

MANUFACTURER: ILUMEN GMBH	Address:	
NAME: Klose	TYPE: IL-FL19-N24040-P60	WEIGHT:
SPECIFICATION: 2835LED、4000K、P60deg	DIMENSION:	SERIAL No.:

UNIT: cd



Test System:
Temperature: 25.3 DEG
Operators:
Test Date: 2024.11.21

Test Set: 5.0 deg/s C-Gamma (TYPE C)
Humidity: 65.0%
Test Distance: 10.000 m
Remarks: